



IMM.M.M.



Raccordi bassa pressione / *Low pressure fittings*

H
I



IMM Hy press

IMM Group

Raccordi bassa pressione / Low pressure fittings

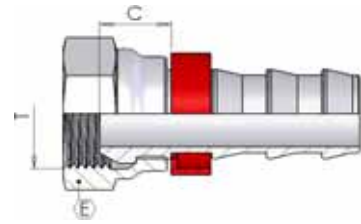
Pagina / Page	2	2	2		
UniLock					
	P050	P150	P350		
	Femmina BSP cono 60° - Curva 90° BSP cono 60° - Maschio BSP svas. 60° - UniLock				
Pagina / Page	3	4	5		5
Ferrule Boccola			BSP Male		
	A	BA		0345B	0350B
	Boccola in Alluminio Aluminium ferrule	Boccola in Acciaio Steel ferrule		Maschio BSP - Sede Piana	Maschio BSP svas. 60°
Pagina / Page	6	7	8	9	9
BSP Female					
	0051B	0151B	0251B	0060B	0160B
	Femmina BSP cono 60° Curva 90° BSP cono 60° Curva 45° BSP cono 60° Femmina BSP Sede Piana Curva 90° BSP Sede Piana				
Pagina / Page	10	10		11	11
Metric Male		Metric Female			
	0400B		0100B	0200B	0300B
	Maschio Metrico Svas.60°		Femmina Metrica Cono 60°	Curva Metrica 90° cono 60°	Curva Metrica 45° cono 60°
Pagina / Page	12	12			
Banjo Occhio					
	1350B	1400B			
	Occhio a Pressare Metrico	Occhio a Pressare BSP			

Dimensions and general characteristics may be changed at any time without prior notice.

Data contained herein are for information purpose only, and it does not enlarge, amend or imply any warranty other than provided by us with the product
Any use of the product not in conformance with our instructions may be dangerous.

P050 Femmina BSP cono 60° - UniLock

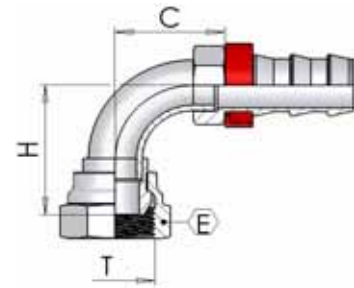
BSP Female 60° cone - UniLock



part number	hose I.D.		Dimension			
			dash size	thread	hex	cut-off
	in	mm		T	E	C
P050-04-04	1/4	6,4	04	1/4-19	17	10
P050-06-06	3/8	9,5	06	3/8-19	19	10
P050-08-08	1/2	12,7	08	1/2-14	27	13
P050-12-12	3/4	19	12	3/4-14	32	16
P050-16-16	1	25,4	16	1-11	38	15

P150 Curva 90° BSP cono 60° - UniLock

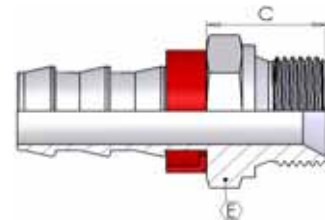
BSP 90° Swept elbow 60° cone - UniLock



part number	hose I.D.		Dimension				
			dash size	thread	hex	drop	cut-off
	in	mm		T	E	H	C
P150-04-04	1/4	6,4	04	1/4-19	17	26	20
P150-06-06	3/8	9,5	06	3/8-19	19	28	21
P150-08-08	1/2	12,7	08	1/2-14	27	35	26
P150-12-12	3/4	19	12	3/4-14	32	46	37
P150-16-16	1	25,4	16	1-11	38	55	44

P350 Maschio BSP svas. 60° - UniLock

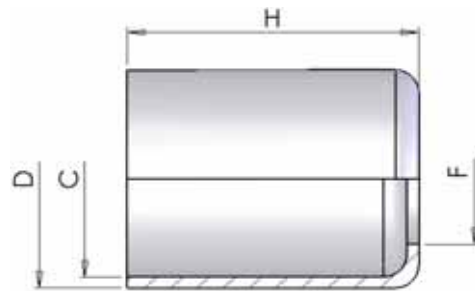
BSP Male Parallel 60° cone - UniLock



part number	hose I.D.		Dimension			
			dash size	thread	hex	cut-off
	in	mm		T	E	C
P350-04-04	1/4	6,4	04	1/4-19	19	20
P350-06-06	3/8	9,5	06	3/8-19	22	22
P350-08-08	1/2	12,7	08	1/2-14	27	25
P350-12-12	3/4	19	12	3/4-14	32	27
P350-16-16	1	25,4	16	1-11	41	30

A Boccola in Alluminio

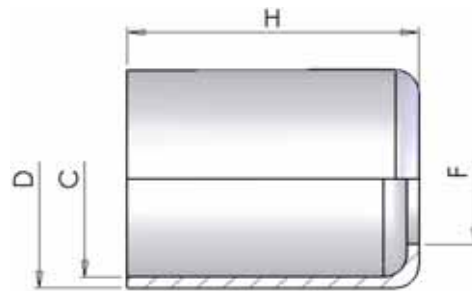
Aluminium ferrule



part number	Dimensions			
	D	C	F	H
A11x13	13	11	8	19
A12x14	14	12	8	20
A13x15	15	13	9	21
A14x16	16	14	9	21
A15x17	17	15	11	23
A16x18	18	16	12	23
A17x19	19	17	12	23
A18x20	20	18	12	25
A19x21	21	19	15	25
A20x22	22	20	15	28
A21x23	23	21	15	28
A22x24	24	22	15	30
A23x25	25	23	15	30
A24x26	26	24	15	35
A26x28	28	26	20	35
A27x29	29	27	20	35
A28x30	30	28	20	35
A30x32	32	30	21	35
A32x34	34	32	26	35
A34x36	36	34	27	38
A36x38	38	36	29	40
A38x40	40	38	29	40
A42x45	45	42	32	40

BA Boccola in Acciaio

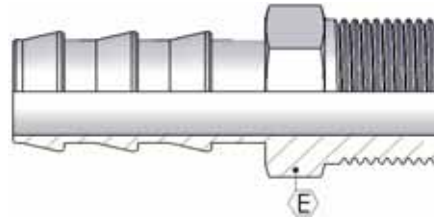
Steel ferrule



part number	Dimensions			
	D	C	F	H
BA-021-024	24	21	16	31
BA-022-025	25	22	16	31
BA-024-027	27	24	18	31
BA-027-030	30	27	20	34
BA-029-032	32	29	21	35
BA-032-035	35	32	22	36
BA-035-038	38	35	27	36
BA-037-040	40	37	28	38
BA-039-042	42	39	29	40
BA-042-045	45	42	30	42
BA-046-050	50	46	34	46
BA-048-052	52	48	35	46
BA-051-055	55	51	42	48
BA-056-060	60	56	43	50
BA-061-065	65	61	44	51
BA-065-070	70	65	53	54
BA-070-075	75	70	55	56
BA-077-082	82	77	65	64
BA-080-085	85	80	68	64
BA-085-090	90	85	66	63
BA-095-100	100	95	79	68
BA-100-105	105	100	84	76

0345B Maschio BSP - Sede Piana

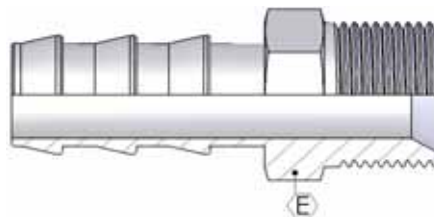
BSP Male - Flat Seat



part number	hose I.D.		Dimensions		
			DN	thread	hex
	in	mm		T	E
0345B04-02	1/4	6,4	06	1/8	14
0345B04-04	1/4	6,4	06	1/4	14
0345B05-04	5/16	7,9	08	1/4	14
0345B05-06	5/16	7,9	08	3/8	17
0345B06-04	3/8	9,5	10	1/4	17
0345B06-06	3/8	9,5	10	3/8	17
0345B06-08	3/8	9,5	10	1/2	22
0345B08-06	1/2	12,7	13	3/8	19
0345B08-08	1/2	12,7	13	1/2	22
0345B10-06	5/8	15,9	16	3/8	19
0345B10-08	5/8	15,9	16	1/2	22
0345B10-12	5/8	15,9	16	3/4	27
0345B12-08	3/4	19	19	1/2	24
0345B12-12	3/4	19	19	3/4	29
0345B12-16	3/4	19	19	1	34
0345B16-12	1	25,4	25	3/4	30
0345B16-16	1	25,4	25	1	43
0345B20-12	1.1/4	31,8	32	3/4	34
0345B20-16	1.1/4	31,8	32	1	36
0345B20-20	1.1/4	31,8	32	1.1/4	42
0345B24-20	1.1/2	38,1	38	1.1/4	42
0345B24-24	1.1/2	38,1	38	1.1/2	50
0345B32-32	2	50,8	50	2	60
0345B40-40	2.1/2	63,5	70	2.1/2	75

0350B Maschio BSP svas. 60°

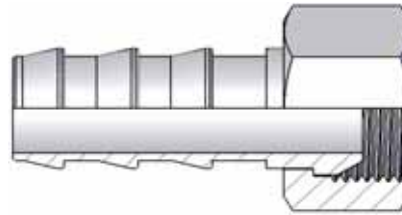
BSP Male Parallel 60° cone



part number	hose I.D.		Dimensions		
			DN	thread	hex
	in	mm		T	E
0350B04-02	1/4	6,4	06	1/8	14
0350B04-04	1/4	6,4	06	1/4	19
0350B05-04	5/16	7,9	08	1/4	19
0350B06-04	3/8	9,5	10	1/4	19
0350B06-06	3/8	9,5	10	3/8	22

0051B Femmina BSP cono 60°

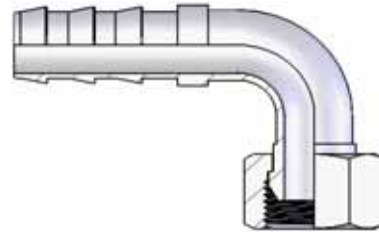
BSP Female 60° cone



part number	hose I.D.		Dimensions		
	in	mm	DN	thread	
				T	
0051B03-02	3/16	4,8	05	1/8	
0051B04-02	1/4	6,4	06	1/8	
0051B04-04	1/4	6,4	06	1/4	
0051B05-04	5/16	7,9	08	1/4	
0051B05-06	5/16	7,9	08	3/8	
0051B06-06	3/8	9,5	10	3/8	
0051B06-08	3/8	9,5	10	1/2	
0051B08-06	1/2	12,7	13	3/8	
0051B08-08	1/2	12,7	13	1/2	
0051B10-08	5/8	15,9	16	1/2	
0051B10-12	5/8	15,9	16	3/4	
0051B12-12	3/4	19	19	3/4	
0051B12-16	3/4	19	19	1	
0051B16-16	1	25,4	25	1	
0051B20-20	1.1/4	31,8	32	1.1/4	
0051B20-24	1.1/4	31,8	32	1.1/2	
0051B24-24	1.1/2	38,1	38	1.1/2	
0051B32-32	2	50,8	50	2	
0051B40-40	2.1/2	63,5	60	2.1/2	
0051B48-48	3	76,2	70	3	

0151B Curva 90° BSP cono 60°

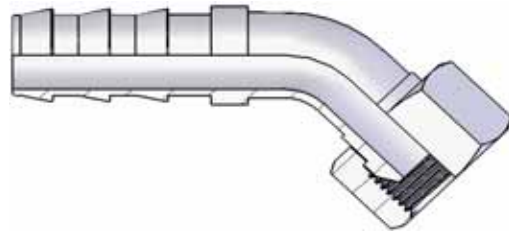
BSP 90° Swept elbow 60° cone



part number	hose I.D.		Dimensions		
	in	mm	DN	thread	
				T	
0151B04-04	1/4	6,4	06	1/4	
0151B05-04	5/16	7,9	08	1/4	
0151B05-06	5/16	7,9	08	3/8	
0151B06-06	3/8	9,5	10	3/8	
0151B06-08	3/8	9,5	10	1/2	
0151B08-06	1/2	12,7	13	3/8	
0151B08-08	1/2	12,7	13	1/2	
0151B08-12	1/2	12,7	13	3/4	
0151B10-08	5/8	15,9	16	1/2	
0151B10-12	5/8	15,9	16	3/4	
0151B12-12	3/4	19	19	3/4	
0151B12-16	3/4	19	19	1	
0151B16-12	1	25,4	25	3/4	
0151B16-16	1	25,4	25	1	
0151B16-20	1	25,4	25	1.1/4	
0151B20-20	1.1/4	31,8	32	1.1/4	
0151B24-24	1.1/2	38,1	38	1.1/2	
0151B32-32	2	50,8	50	2	
0151B40-40	2.1/2	63,5	60	2.1/2	

0251B Curva 45° BSP cono 60°

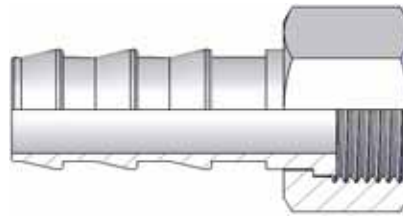
BSP 45° Swept elbow 60° cone



part number	hose I.D.		Dimensions		
	in	mm	DN	thread	
				T	
0251B04-04	1/4	6,4	06	1/4	
0251B05-06	5/16	7,9	08	3/8	
0251B06-06	3/8	9,5	10	3/8	
0251B06-08	3/8	9,5	10	1/2	
0251B08-06	1/2	12,7	13	3/8	
0251B08-08	1/2	12,7	13	1/2	
0251B10-12	5/8	15,9	16	3/4	
0251B12-12	3/4	19	19	3/4	
0251B12-16	3/4	19	19	1	
0251B16-16	1	25,4	25	1	
0251B20-20	1.1/4	31,8	32	1.1/4	
0251B24-24	1.1/2	38,1	38	1.1/2	
0251B32-32	2	50,8	50	2	

0060B Femmina BSP Sede Piana

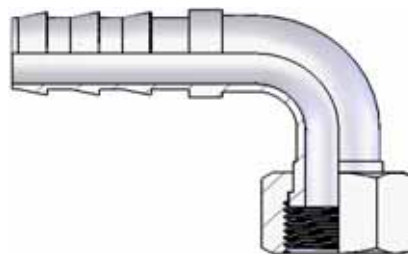
BSP Female Flat Seal



part number	hose I.D.		Dimensions		
	in	mm	DN	thread	T
0060B04-04	1/4	6,4	06	1/4	
0060B05-04	5/16	7,9	08	1/4	
0060B05-06	5/16	7,9	08	3/8	
0060B06-06	3/8	9,5	10	3/8	
0060B06-08	3/8	9,5	10	1/2	
0060B08-08	1/2	12,7	13	1/2	
0060B10-12	5/8	15,9	16	3/4	
0060B12-12	3/4	19	19	3/4	
0060B12-16	3/4	19	19	1	
0060B16-16	1	25,4	25	1	
0060B20-20	1.1/4	31,8	32	1.1/4	
0060B24-24	1.1/2	38,1	38	1.1/2	
0060B32-32	2	50,8	50	2	

0160B Curva 90° BSP Sede Piana

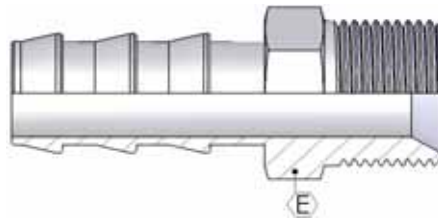
BSP 90° Swept elbow flat seat



part number	hose I.D.		Dimensions		
	in	mm	DN	thread	T
0160B08-08	1/2	12,7	13	1/2	
0160B08-12	1/2	12,7	13	3/4	
0160B12-12	3/4	19	19	3/4	
0160B12-16	3/4	19	19	1	

0400B Maschio Metrico Svas.60°

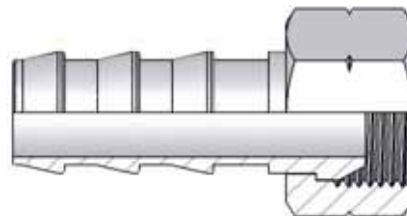
Metric Male 60° cone



part number	hose I.D.		Dimensions		
	in	mm	DN	thread	hex
				T	E
0400B04-14	1/4	6,4	06	M14-1,5	19
0400B05-14	5/16	7,9	08	M14-1,5	19
0400B06-14	3/8	9,5	10	M14-1,5	19

0100B Femmina Metrica Cono 60°

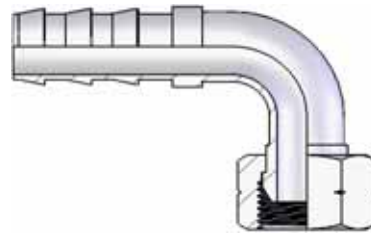
Metric Female 60° cone



part number	hose I.D.		Dimensions		
	in	mm	DN	thread	
				T	
0100B03-10	3/16	4,8	05	M10-1	
0100B03-12	3/16	4,8	05	M12-1,5	
0100B04-12	1/4	6,4	06	M12-1,5	
0100B04-14	1/4	6,4	06	M14-1,5	
0100B05-14	5/16	7,9	08	M14-1,5	
0100B05-16	5/16	7,9	08	M16-1,5	
0100B06-18	3/8	9,5	10	M18-1,5	
0100B08-18	1/2	12,7	13	M18-1,5	
0100B08-22	1/2	12,7	13	M22-1,5	
0100B10-22	5/8	15,9	16	M22-1,5	
0100B10-26	5/8	15,9	16	M26-1,5	
0100B12-26	3/4	19	19	M26-1,5	

0200B **Curva Metrica 90° cono 60°**

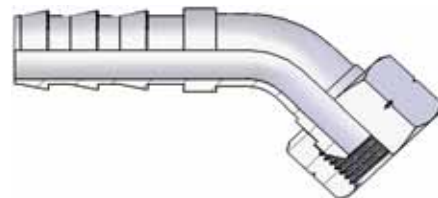
90° Metric Swept Elbow 60° cone



part number	hose I.D.		Dimensions		
	in	mm	DN	thread	T
0200B04-14	1/4	6,4	06	M14-1,5	
0200B05-16	5/16	7,9	08	M16-1,5	
0200B06-18	3/8	9,5	10	M18-1,5	
0200B08-22	1/2	12,7	13	M22-1,5	
0200B10-26	5/8	15,9	16	M26-1,5	
0200B12-26	3/4	19	19	M26-1,5	

0300B **Curva Metrica 45° cono 60°**

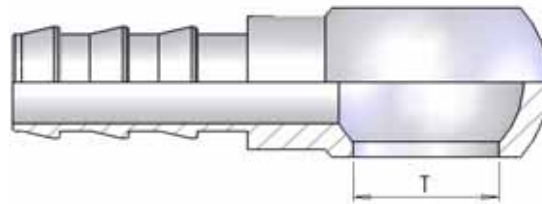
45° Metric Swept Elbow 60° cone



part number	hose I.D.		Dimensions		
	in	mm	DN	thread	T
0300B04-14	1/4	6,4	06	M14-1,5	
0300B05-16	5/16	7,9	08	M16-1,5	
0300B06-18	3/8	9,5	10	M18-1,5	
0300B08-18	1/2	12,7	13	M18-1,5	
0300B08-22	1/2	12,7	13	M22-1,5	
0300B10-26	5/8	15,9	16	M26-1,5	
0300B12-26	3/4	19	19	M26-1,5	

1350B Occhio a Pressare Metrico

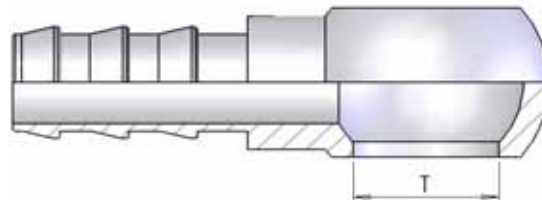
Metric Banjo



part number	hose I.D.		Dimensions		
	in	mm	DN	hole	
				T	
1350B04-10	1/4	6,4	06	M10-1	
1350B04-12	1/4	6,4	06	M12-1,5	
1350B04-14	1/4	6,4	06	M14-1,5	
1350B05-12	5/16	7,9	08	M12-1,5	
1350B05-14	5/16	7,9	08	M14-1,5	
1350B05-16	5/16	7,9	08	M16-1,5	
1350B06-16	3/8	9,5	10	M16-1,5	
1350B06-18	3/8	9,5	10	M18-1,5	
1350B08-18	1/2	12,7	13	M18-1,5	
1350B08-22	1/2	12,7	13	M22-1,5	
1350B10-18	5/8	15,9	16	M18-1,5	

1400B Occhio a Pressare BSP

BSP Banjo



part number	hose I.D.		Dimensions		
	in	mm	DN	hole	
				T	
1400B04-04	1/4	6,4	06	1/4	
1400B05-04	5/16	7,9	08	1/4	
1400B05-06	5/16	7,9	08	3/8	
1400B06-04	3/8	9,5	10	1/4	
1400B06-06	3/8	9,5	10	3/8	
1400B08-06	1/2	12,7	13	3/8	
1400B08-08	1/2	12,7	13	1/2	
1400B10-06	5/8	15,9	16	3/8	
1400B10-08	5/8	15,9	16	1/2	
1400B10-12	5/8	15,9	16	3/4	
1400B12-12	3/4	19	19	3/4	
1400B16-12	1	25,4	25	3/4	
1400B16-16	1	25,4	25	1	