

A close-up photograph of a dark, cylindrical waterblast nozzle. A high-pressure jet of water is being emitted from the nozzle's tip, creating a misty spray. In the background, a pressure gauge is partially visible, showing scales in PSI and bar. The overall scene is set against a blue and white background with a blurred industrial setting.

IMM.M.M.

N

Inserto Waterblast / Waterblast tail







N
O

IMHy^{press}

IMM Group



Inserto Waterblast / Waterblast tail

Pagina / Page		2	2
Ferrule Boccola			
	00S4 4 Spiral Waterblast	00S6 6 Spiral Waterblast	
Pagina / Page		3	3
BSPF Female		BSPM Male	
	0050W Femmina BSP cono 60° Dado Spinato BSP Female 60° cone Thrust Wire		0350W Maschio BSP svas. 60° BSP Male Parallel 60° cone
Pagina / Page		4	4
NPTF Male		DKOS Female	
	0370W Maschio NPTF svas. 60° NPTF Male 60° cone		0084W Femmina Metrica cono 24° Serie Pesante Metric Female 24° Seat Heavy

Dimensions and general characteristics may be changed at any time without prior notice.

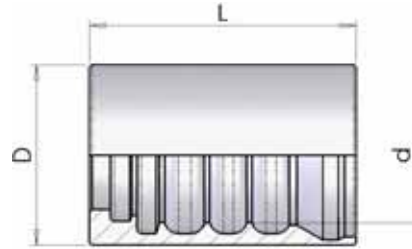
Data contained herein are for information purpose only, and it does not enlarge, amend or imply any warranty other than provided by us with the product
Any use of the product not in conformance with our instructions may be dangerous.

00S4 Boccola a Pressare (skive)

Swaged Ferrule (skive)

per tubo / for hose:

4 Spiral - Waterblast



part number	hose I.D.		Dimension			skive	
	in	mm	D	L	d	length	valid for
00S4-06	3/8	9,5	28,0	45,5	20,0	30/14	4 spiral
00S4-08	1/2	12,7	33,0	50,3	24,0	33/12	4 spiral
00S4-12	3/4	19	41,0	56,0	32,0	42/15	4 spiral

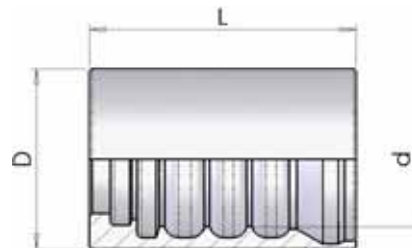
ESTERNO/INTERNO

00S6 Boccola a Pressare (skive)

Swaged Ferrule (skive)

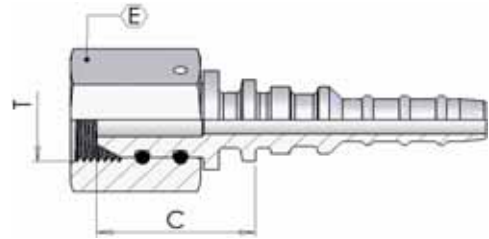
per tubo / for hose:

6 Spiral - Waterblast

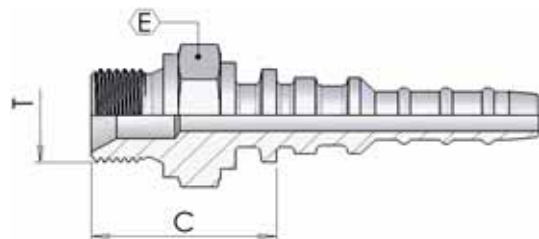


part number	hose I.D.		Dimension			skive	
	in	mm	D	L	d	length	valid for
00S6-06	3/8	9,5	30,0	45,5	22,0	30/14	6 spiral
00S6-08	1/2	12,7	36,0	50,3	27,0	33/12	6 spiral
00S6-12	3/4	19	44,0	56,0	35,0	42/15	6 spiral
00S6-16	1	25,4	55,0	67,2	43,7	47/18	6 spiral

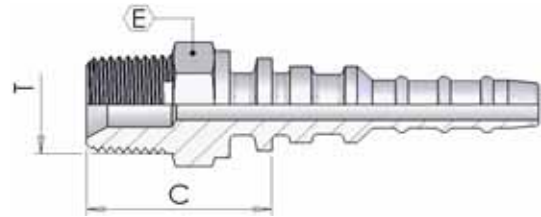
ESTERNO/INTERNO

0050W Femmina BSP cono 60° Dado Spinato
(DKR) BSP Female 60° cone Thrust Wire


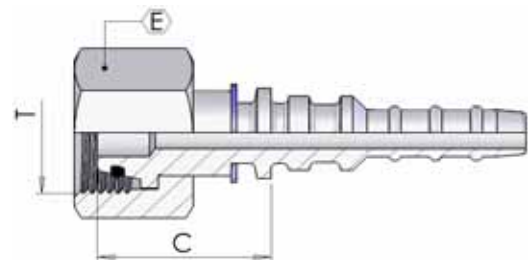
part number	hose I.D.		Dimension			
	in	mm	dash size	thread	hex	cut-off
0050W08-08	1/2	12,7	08	1/2-14	30	32
0050W12-12	3/4	19	12	3/4-14	32	37
0050W16-16	1	25,4	16	1-11	38	40

0350W Maschio BSP svas. 60°
(AGR) BSP Male Parallel 60° cone


part number	hose I.D.		Dimension			
	in	mm	dash size	thread	hex	cut-off
0350W08-08	1/2	12,7	08	1/2-14	27	36
0350W12-12	3/4	19	12	3/4-14	32	39
0350W16-16	1	25,4	16	1-11	41	44

0370W Maschio NPTF svas. 60°
(AGN) NPTF Male 60° cone


part number	hose I.D.		Dimension			
	in	mm	dash size	thread T	hex E	cut-off C
0370W06-06	3/8	9,5	06	3/8-18	19	30
0370W08-08	1/2	12,7	08	1/2-14	22	38
0370W12-12	3/4	19	12	3/4-14	27	41
0370W16-16	1	25,4	16	1-11.1/2	48	44

0084W Femmina Metrica cono 24° Serie Pesante
(DKOS) Metric Female 24° Seat Heavy


part number	hose I.D.		Dimension				
	in	mm	dash size	thread T	erm.	hex E	cut-off C
0084W06-20	3/8	9,5	06	M20-1.5	12	24	29
0084W06-22	3/8	9,5	06	M22-1.5	14	27	31
0084W06-24	3/8	9,5	08	M24-1.5	16	30	33
0084W08-24	1/2	12,7	08	M24-1.5	16	30	33
0084W12-36	3/4	19	12	M36-2	25	46	43